

**KASEM SAB - DIVIDEND FUND (KSD)**

**FUND INFORMATION**

<b>Type :</b>	Open-end Fund *
<b>Inception :</b>	July 19, 1994
<b>Registered Size :</b>	6,000 Btm
<b>Investment Policy : ( Since 17 Aug, 1999 )</b>	Primarily invest in equities and fixed income instruments, both government and corporate bonds. Weighting will be periodically adjusted to suit the prevailing investment climate.
<b>Dividend Policy :</b>	Dividends will be paid at least once a year, if there is substantial realized profit or retained earnings.
<b>Supervisor:</b> (Trustee and Custodian)	The Siam Commercial Bank Plc.
<b>Registrar :</b>	Thanachart Fund Management Co.,Ltd.
<b>Auditor :</b>	ANS Audit Co.,Ltd.
<b>Main Risks :</b>	1. Company Risk, 2. Sector or Industry Risk 3. Market Risk, Credit or Default Risk 5. Interest Rate Risk, 6. Liquidity Risk

Note : \* KSD was transformed from close-ended Om-Sin Kasem Sub Fund through unitholder consensus, on August 17, 1999.

**MANAGEMENT COMPANY**

<b>Thanachart Fund Management Co., Ltd.</b>	
<b>Address :</b>	231 Thanachart ParkPlace Building, 5th-7th Floor Ratchadamri Road, Lumpini, Pathumwan Bangkok 10330 <a href="http://www.thanachartfund.com">http://www.thanachartfund.com</a>
<b>Telephone :</b>	0-2126-8399
<b>Fax :</b>	0-2126-8398
<b>E-mail :</b>	<a href="mailto:mailus@thanachartfund.com">mailus@thanachartfund.com</a>
<b>Fund Manager :</b>	Khun Tragoolchitr Jittasaiyapan Khun Weeraphon Simaraj Khun Nopharat Pramualvalikul

**UNIT PURCHASE AND REDEMPTION**

<b>Purchase Date :</b>	every working day (8.30 a.m. - 15.30 p.m.)
<b>Initial Purchase :</b>	฿1,000
<b>Subsequent Purchase :</b>	฿1,000
<b>Redemption Date :</b>	every working day (8.30 a.m. - 15.30 p.m.)
<b>Minimum Redemption :</b>	฿1,000
<b>Minimum Balance :</b>	100 units

**FEES AND CHARGES**

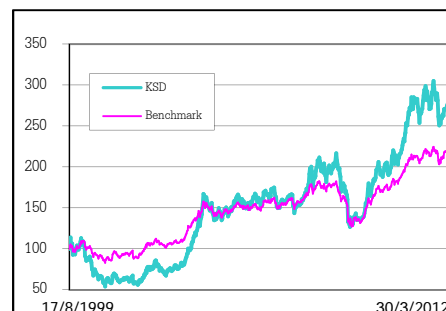
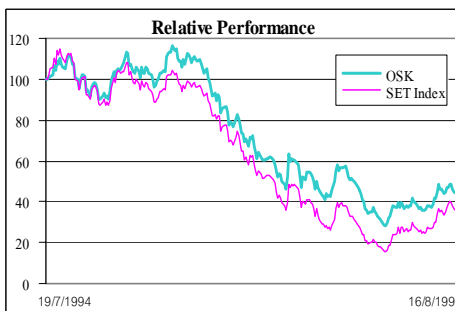
**Client's Fees**

<b>Front-end Fee :</b>	0.25%
<b>Back-end Fee :</b>	-
<b>Switching Fee :</b>	-
<b>Unit Transfer Fee :</b>	฿20/Transaction

**Fund's Fees and Expenses (Excluded VAT)**

<b>Management Fee :</b>	1.100%
<b>Supervisory Fee :</b>	0.060%
<b>Registrar Fee :</b>	0.075%
<b>Others :</b>	Actual

**FUND PERFORMANCE / BENCHMARK**



Equity Fund

Flexible Portfolio Fund

Note : Benchmark = Weighting SET index 50% TBDC 25% and interest rate 25% (AIMC Standards)

**PERFORMANCE**

( as of March 30, 2012 )

**NET ASSET VALUE** 247.40 Btm **PER UNIT :** 8.3645 Baht

Change in Net Asset Value Per Unit (Dividend Adjusted)				
3 Months		16.79%	3 Year	127.97%
	Benchmark	<b>7.82%</b>		<b>71.92%</b>
6 Months		24.60%	Since converted to Flexible Portfolio Fund (17/8/1999)	215.66%
	Benchmark	<b>15.40%</b>		<b>134.94%</b>
12 Months		10.05%	Since Inception (19/7/1994)	-37.58%
	Benchmark	<b>8.15%</b>		<b>-52.21%</b>

AIMC Compliance

Note : (1) Calculated by using the benchmark for equity funds (set index) and subsequently replaced with the corresponding benchmark for flexible funds upon conversion of fund type.

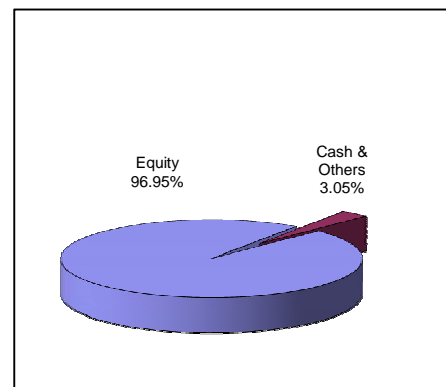
**HISTORICAL PERFORMANCE**

Year	Q1	Q2	Q3	Q4	Total
2012	16.79%	-	-	-	-
2011	-0.16%	-1.10%	-8.60%	6.69%	-3.72%
2010	4.97%	0.69%	20.29%	8.06%	37.40%

**SECTOR WEIGHTINGS (% of NAV)**

<b>EQUITY</b>	
1. Energy and Utilities	19.26%
2. Information and Communication Technol	13.66%
3. Banking	13.60%
4. Commerce	11.18%
5. Foods and Beverages	9.93%
6. Others	29.31%
<b>Total</b>	<b>96.95%</b>

**ASSET ALLOCATION (% of NAV)**



**TOP 5 ISSUERS (% of NAV)**

<b>EQUITY SECURITIES</b>	
1. PTT	11.77%
2. Siam Cement	6.46%
3. Advanced Info Service	6.32%
4. Siam Commercial Bank	5.67%
5. Charoen Pokphand Foods	5.46%

**Total** **35.68%**

Selling agent : Thanachart Bank Plc. 1770 Sicc Securities Plc. 0-2627-3100 KT ZMICO Securities Co.,Ltd. 0-2264-5913

This Mutual Fund's performance measurement report has been prepared in accordance with the guidelines set by Association Investment Management Companies. Investment in mutual funds contains certain risks. Past performance is not a guarantee of future results. Before investing, please carefully study the prospectus of the fund.